

A STUDY ABOUT OSTBC BASED NONLINEAR MIMO-OFDM SYSTEM PERFORMANCE

J.Suryasree¹, S.Arokia Magdaline²

¹P.G Scholar, Communication Systems, Parisutham Institute of Technology and Science, (India)

²Assistant Professor Electronics and Communication Engineering,
Parisutham Institute of Technology and Science, India)

ABSTRACT

The main objective of this paper is to analyze the performance of an OSTBC based multiple-input multiple-output (MIMO) orthogonal frequency division multiplexing (OFDM) system in the presence of nonlinear power amplifiers (PAs). Performance analysis of BER and SNR are often achieved by using OSTBC based MIMO-OFDM system. throughout the signal propagation from multiple antennas gets suffering from environmental objects and conditions. because of that the interference occur between signals. Beam forming which uses the spatial diversity is used to minimize the interference. so that SNR can be improved. The SNR improvement is finished with the assistance of the technique known as OSTBC (Orthogonal Space Time Block Codes). during this paper presents the performance analysis for two transmit antenna by exploitation MATLAB software system.

Keywords: OSTBC (Orthogonal Space Time Block Code), QAM(Quadrature Amplitude Modulation), PSK(Phase Shift Key), MIMO-OFDM(Multiple Input Multiple Output-Orthogonal Frequency Division Multiplexing).

I. INTRODUCTION

MIMO is that the use of multiple antennas at each the transmitter and receiver to enhance communication performance. The wireless system before MIMO is been affected by network capability that is said with channel quality and coverage. to envision however drawback occurred, we'd like to speak concerning the transmission on a multipath channel. In wireless communication the propagation channel is characterised by multipath propagation because of scattering on completely different obstacle. The multipath drawback may be a typical issue in communication system with time variations and time unfold. For time variations the channel is attenuation and caused SNR variations. For time unfold, it becomes necessary for appropriate frequency property. In Associate in Nursing urban atmosphere, these signals can bounce off trees, buildings, etc. and continue on their thanks to the receiver however in several directions. With MIMO, the receiving finish uses AN algorithm or special signal process to planned out the multiple signals to provide one signal that has the originally transmitted knowledge. The OFDM is that the modulation theme having multi carrier transmission techniques here the available spectrum is split into several carriers all being modulated at a coffee rate knowledge stream. The spacing between the carriers is nearer and also the carriers area unit orthogonal to at

least one another preventing interferences between the closely spaced carriers thus OFDM is thought of as a mix of modulation and multiplexing techniques, every carrier during a} OFDM signal has very slim information measure that the ensuing image rate is low which suggests that the signal has high tolerance to multi path delay unfold reducing the chance of put down image interference (ISI)which is that the demand for today's communication systems. Multiple input, multiple output-orthogonal frequency division multiplexing (MIMO-OFDM) is that the dominant air interface for 4G and 5G broadband wireless communications. It combines multiple input, multiple output (MIMO) technology, that multiplies capability by sending completely different signals over multiple antennas, and orthogonal frequency division multiplexing (OFDM), that divides a radio channel into an oversized range of closely spaced sub channels to produce a lot of reliable communications at high speeds. MIMO-OFDM is that the foundation for many advanced wireless native space network (Wireless LAN) and mobile broadband network standards as a result of it achieves the best spectral potency and, therefore, delivers the best capability and knowledge outturn. Normally, OFDM signals area unit sent via one sending antenna. once generated OFDM signal is transmitted through variety of antennas so as to realize diversity or cap any gain (higher transmission rate) in MIMO-OFDM is realised. The advantage of MIMO OFDM is a smaller amount interference, diversity gain, increase knowledge capability, power potency and information measure gain. like several alternative communication system MIMO-OFDM system conjointly has transmitter and receiver however the antennas area unit quite one each at transmit and receive finish.

II. LITERATURE SURVEY

[1] The entirely wireless, mobile communication is quickly approaching. more and more, shoppers square measure exigent versatile and convenient modes of communication that square measure obtainable whenever they need, where they are; all of this while not losing performance and potency. On the opposite hand, the demand for high-speed broadband and technology with less energy prices square measure growing side-by-side. The challenge is to grant shoppers high-speed, superior, mobile, and Earth-friendly alternatives to what's presently obtainable. Worldwide ability for Microwave Access (WiMAX) may be a Broadband Wireless Access (BWA) technology that gives service to people and teams in sub channels.

[2] Space Time Block Code (STBC), abstraction Multiplexing (SM) and hybrid model with OFDM square measure designed for John William Strutt attenuation channel. Combination of SM and STBC forms hybrid MIMO model. The performances of the on top of mentioned models with totally different modulations like construction part Shift Keying (QPSK) and construction modulation (QAM) with multiple antennas square measure measured with relation to BER. during this paper, it's shown that Hybrid MIMO provides low BER. Thus, in wireless communication, hybrid model improves the information rate and link reliableness. AN best structure of the relay matrix, that is helpful to scale back the search complexness.

[3] In recent years, graphics process unit (GPU) has escalated interest in process applications. during this paper, we tend to planned AN economical implementation of multipleinput multiple-output orthogonal frequency division multiplexing (MIMO-OFDM) worldwide ability for microwave access (WiMAX) communication system victimization GPU. The WiMAX system uses area time block code (STBC) and supreme quantitative relation receive combining (MRRC), that is computationally made thanks to advanced multiplication and quick

fourier rework (FFT) computation. To harness the advantages of GPU computing power the advanced multiplications in MRRC and FFT square measure computed in parallel. The interval for FFT and MRRC beneath mainframe and GPU surroundings square measure analyzed and conferred..

[4] The mixture of abstraction modulation (SM) and space-time continuum block writing (STBC) provides a lot of benefits than alternative modulation techniques. within the MA-SM system, the transmitted symbols square measure mapped into a high dimensional constellation area together with the abstraction dimension. This provides lay to rest channel Interference between the signals whereas signals square measure transmitted by MIMO theme during which receiver receives several signals and it additionally causes high BER (Bit Error Rate). A general principle for coming up with the economical MA-SM for arbitrary range of transmits antennas and totally different modulation schemes square measure adopted. furthermore a close to best detection theme with low complexness for MA-SM is additionally used and analyzed. this could cut back the lay to rest channel Interference and bit error rate with efficiency.

[5] Signal and routing strategies for multiple-input multiple-output (MIMO) relay networks in terms of the network capability, wherever each terminal is provided with multiple antennas. the two accepted digital (decode and forward) relaying, analogue (amplify and forward) relaying, and a completely unique hybrid (filter, amplify and forward) relaying. each optimum and suboptimal hybrid relaying schemes that avoid full decipherment of the message at the relay. For the routing schemes designed for multiple relay channels, we tend to use relay choice schemes to use the abstraction diversity, that we tend to decision choice diversity of the networks.

III. EXISTING SYSTEM

In existing system, the height to average power quantitative relation reduction schemes changes the formation of the OFDM signals with high Peak To Average Power quantitative relation before multicarrier modulation, e.g. coding, selective mapping (SLM), and partial transmit sequence (PTS). to keep up the initial BER of OFDM systems however need an oversized range of process complexness and aspect info. completely different modulation techniques ar used like binary section shift key and construction section shift key. restricted in operation frequency is employed. it's used One radio, only 1 antenna used at a time (e.g., 1 x 1). Antennas perpetually switched for best signal path. only 1 information "stream" and one information channel. It offer the low capability and inadequate rate for strict applications. In existing system, data communication is completed with SISO or MISO antennas and traditional modulation techniques. In second generation the FDMA access may be used. currently we have a tendency to ar coming into 3G with CDMA. In 3G the communication are going to be speed, error free and rate conjointly multiplied.

IV. PROPOSED SYSTEM

In the planned system, a nonlinear commanding theme remodel the initial OFDM signals into multiple star distribution by control a parameter that governs the projected trapezium distribution and therefore the commanding perform may be a continuous perform. The MIMO system provides dramatic capability gain through an exaggerated spatial dimension. the various modulation schemes and therefore the AWGN or multipath channel square measure thought of. Channel estimation is finished by Non Cyclic prefix. during this

analysis paper Frequency domain channel estimation used. therefore the non-Cyclic prefix single-carrier block transmission (SCBT) will be decoded exploitation sphere decoder of MIMO-OFDM modems to support multimode and backward compatibility below a suitable complexness in IEEE 802.11 terribly high output (VHT). Here the sphere software engineer is employed. Here the LUT is employed to storing the data's within the kind of buffers. so as to be able to like MIMO absolutely it's necessary to be able to utilize writing on the channels to separate the information from the various methods. this needs process, however provides extra channel lustiness / knowledge output capability.

4.1 System Overview

TRANSMITTER:

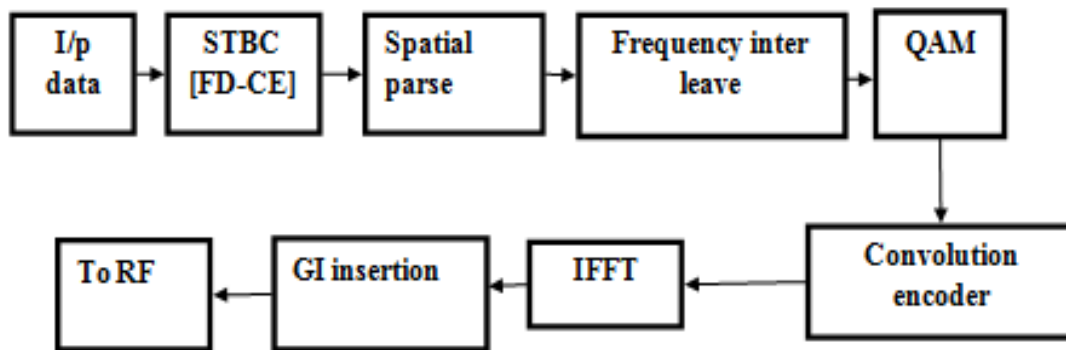


Figure.1 Block Diagram for Transmitter

RECEIVER:

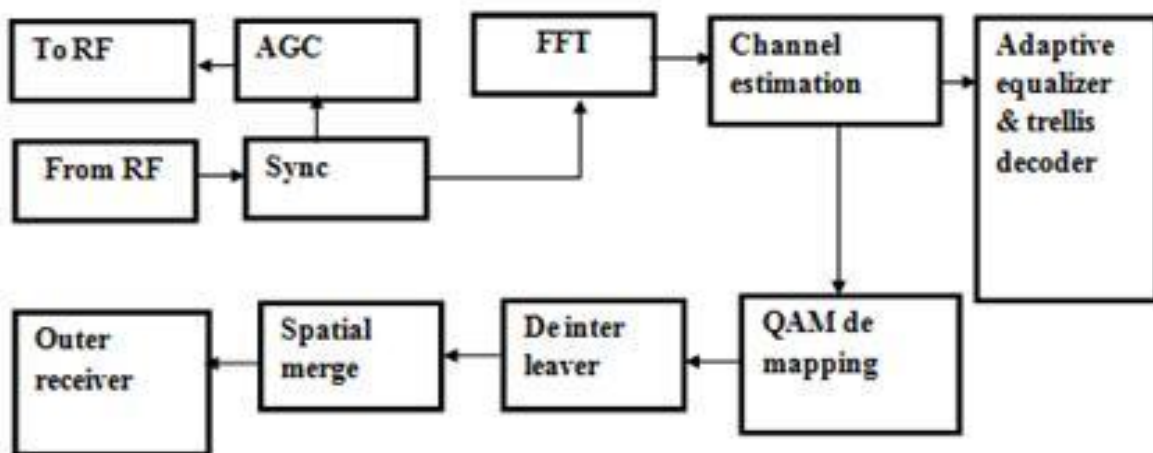


Figure.2 Block Diagram for Receiver

A given function or signal will be reborn between the time and frequency domains with a combine of mathematical operators referred to as a rework. An example is that the Fourier remodel, that converts the time operate into a add of sin waves of various frequencies, every of that represents a frequency element. The 'spectrum' of frequency parts is that the frequency domain illustration of the signal. The inverse Fourier rework converts the frequency domain operate back to a time operate. A spectrum analyser is that the tool unremarkably

accustomed visualize real-world signals within the frequency domain as shown within the figure one and a pair of. Guard lay to rest Val used for eliminate the inter image interference. To transmit the multiple information streams converts the sub information streams. The modulation schemes area unit used for every communication system in relevance the operational atmosphere. Totally different modulation techniques area unit used construction modulation, part Shift Key. The guard interval additionally eliminates the requirement for a pulse-shaping filter, and it reduces the sensitivity to time synchronization issues. To manage the gain mechanically by exploitation Automatic Gain management technique. The orthogonality permits for economical modulator and detector implementation exploitation the FFT algorithmic rule on the receiver facet, and inverse FFT on the sender facet. The lay to rest leaving is performed exploitation block inter migrant. Information like 3 or six consequent OFDM symbols area unit interleaved, and therefore the output is divided into 3 or six blocks. Every block of the image lay to rest migrant output is interleaved on an individual basis. Every image is cyclically shifted by a distinct quantity. The interleaved information area unit modulated by a Gray-mapped QPSK/QAM.

4.2 Convolutional Code

Convolution code may be a variety of error-correcting code that generates parity symbols via the slippy application of a mathematician polynomial perform to an information stream. The slippy application represents the 'convolution' of the encoder over the information, which supplies rise to the term 'convolution committal to writing.' The slippy nature of the convolution codes facilitates trellis decipherment employing a time-invariant trellis. Time invariant trellis decipherment permits convolution codes to be maximum-likelihood soft-decision decoded with cheap complexness..

4.3 Cinterleaving Code

Reshape array $B = \text{reshape}(A, m, n)$ returns the m-by-n matrix B whose components are taken column-wise from A. a slip-up results if A doesn't have $m*n$ components. A block interleaved accepts a group of symbols and rearranges them, while not continuance or omitting any of the symbols within the set. the amount of symbols in every set is mounted for a given interleave. The interleaves' operation on a group of symbols is freelance of its operation on all different sets of symbols. an interleaved permutes symbols per a mapping. A corresponding deinterleaver uses the inverse mapping to revive the first sequence of symbols. Interleaving and deinterleaving is helpful for reducing errors caused by burst errors in a very communication system. every interleave operate includes a corresponding deinterleaver operate.

4.4 QAM

A variety of communication protocols implement construction modulation, or QAM. Current protocols like 802.11b wireless local area network (Wi-Fi) utilize 64-QAM modulation. The QAM modulation theme is very important as a result of its widespread use in current and rising technologies. QAM modulation involves causing digital data by sporadically adjusting the section and amplitude of a curving radiation. every combination of section and amplitude is named an emblem and represents a digital bit stream. to debate the hardware implementation needed to perpetually alter the section and amplitude of a radio radiation and therefore the binary price related to every image.

4.5 IFFT

Inverse discrete Fourier transform $y = \text{ifft}(X)$ returns the inverse discrete Fourier transform (DFT) of vector X , computed with a quick Fourier rework (FFT) formula. If X may be a matrix, ifft returns the inverse DFT of every column of the matrix. IFFT supports inputs of knowledge sorts double and single. If you decision ifft with the syntax $y = \text{ifft}(X \dots)$, the output y has an equivalent knowledge kind because the input X .

4.6 Additive White Gaussian Noise

Add white mathematician noise to signal. $y = \text{awgn}(x, \text{snr})$ adds white mathematician noise to the vector signal x . The scalar snr specifies the signal-to-noise per sample, in dB. If x is complicated, awgn adds complicated noise. This syntax assumes that the facility of x is zero dBW. $y = \text{awgn}(x, \text{snr}, 'measured')$ is that the same as $y = \text{awgn}(x, \text{snr})$, except that awgn measures the facility of x before adding noise.

4.7 Binary To Decimal Conversion

Convert binary vectors to decimal numbers $d = \text{bi2de}(b, \text{flg})$ is that the same because the syntax on top of, except that flg may be a string that determines whether or not the primary column of b contains the lowest-order or highest-order digits. Attainable values for flg area unit 'right-msb' and 'left-msb'. The worth 'right-msb' produces the default behavior. Inverse discrete Fourier transform $y = \text{ifft}(X)$ returns the inverse discrete Fourier transform (DFT) of vector X , computed with a quick Fourier rework (FFT) formula. If X may be a matrix, ifft returns the inverse DFT of every column of the matrix. ifft supports inputs of knowledge sorts double and single. If you decision ifft with the syntax $y = \text{ifft}(X \dots)$, the output y has an equivalent knowledge kind because the input X .

4.8 Pilot Insertion

A pilot signal could be a signal, sometimes one frequency, transmitted over a communications system for superordinate, control, deed, continuity synchronization, or reference purpose. To insert the frequency by itself.

4.9. Cyclic Prefix

The cyclic prefix refers to the prefixing of a logo with a repetition of the top. Though the receiver is often designed to discard the cyclic prefix samples, the cyclic prefix serves two functions. As a guard interval, it eliminates the inhome image interference from the previous image. Wireless communications systems square measure prone to multi-path channel reflections; a cyclic prefix is adscitious to scale back Inter-Services Intelligence. Additionally, it's necessary as a result of it permits multi-path representations of the initial signal to fade in order that they are doing not interfere with the next image. As a repetition of the top of the image, it permits the linear convolution of a frequency-selective multipath channel to be shapely as circular convolution. This approach permits for straightforward frequency-domain process, like channel estimation and feat.

4.10 I.Fft

Discrete Fourier transform. The functions $Y = \text{fft}(x)$ and $y = \text{ifft}(X)$ implement the transform and inverse transform pair given for vectors of length by:

$$X(k) = \sum_{j=1}^N x(j) \omega_N^{(j-1)(k-1)} \quad (1)$$

$$X(j) = \left(\frac{1}{N}\right) \sum_{k=1}^N X(k) \omega_N^{-(j-1)(k-1)} \tag{2}$$

Where $\omega_N = e^{\frac{-j2\pi}{N}}$ could be N^{th} root of unity. $Y = \text{fft}(X)$ returns the separate Fourier rework (DFT) of vector X , computed with a quick Fourier rework (FFT) algorithmic rule. If X could be a matrix, fft returns the Fourier rework of every column of the matrix. If X could be a three-d array, fft operates on the primary nonsingleton dimension. $Y = \text{fft}(X,n)$ returns the n -point DFT. If the length of X is a smaller amount than n , X is soft with trailing zeros to length n . If the length of X is bigger than n , the sequence X is truncated. Once X could be a matrix, the length of the columns are adjusted within the same manner.

4.11 Deinterleaving

Restore ordering of symbols by filling matrix by columns and remotion it by rows. $\text{Deintrlvd} = \text{matdeintrlv}(\text{data}, \text{Nrows}, \text{Ncols})$ rearranges the weather in information by filling a brief matrix with the weather column by column and so causing the matrix contents, row by row, to the output. Nrows and Ncols square measure the scale of the temporary matrix. If information may be a vector, it should have $\text{Nrows} * \text{Ncols}$ components. If information may be a matrix with multiple rows and columns, information should have $\text{Nrows} * \text{Ncols}$ rows and also the perform processes the columns severally. To use this perform as associate inverse of the matintrlv perform, use an equivalent Nrows and Ncols inputs in each functions.

V. IMPLEMENTATION

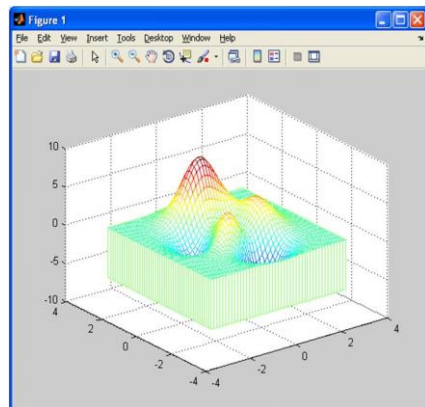


Figure 3. Simulation Result of Orthogonality

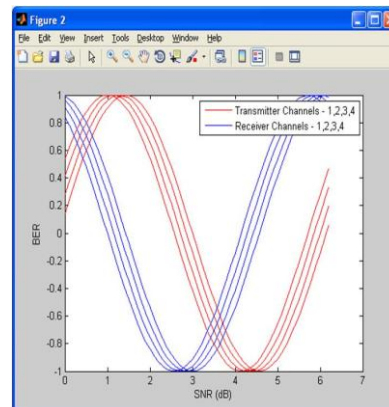


Figure 4. Input and Output Analysis

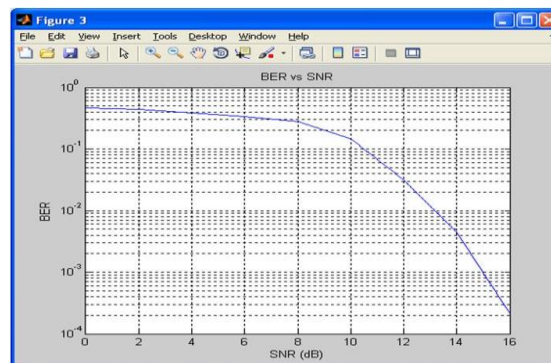


Figure 5. Comparison of BER vs SNR For proposed Approach

VI. CONCLUSION

In this analysis paper with success checked the orthogonality of the multiple signals that is coming back from multiple transmitting antennas by exploitation MIMO OFDM system. To performed increase SNR by reducing BER with the assistance of orthogonal space time block codes. During signal from multiple antennas get suffering from environmental objects and conditions. To avoid interference signal frequency ought to be orthogonal to every alternative. This could be achieved with the assistance of OFDM. The house time block code (STBC) that is termed as error correcting code is employed to cut back the bit error rate. By reducing the BER, the SNR will be redoubled. OFDM is turning into a really common multi-carrier modulation technique for transmission of signals over wireless channels. Combining OFDM with MIMO technique will increase spectral potency. MIMO-OFDM will increase the link capability by transmitting multiple information stream exploitation multiple transmit and receiving antenna at the same time.

In future work it'll implement by exploitation totally different modulation schemes and varied committal to writing techniques square measure used MIMO communication for rising wireless communication. All over transfer and receive the information high speed communication. To implement the multiplexing gain, diversity gain by victimisation multiple input multiple output techniques of Diversity Technique can be used.

REFERENCES

- [1] A. Alkhateeb, O. El Ayach, G. Leus, and R. W. Heath, Jr., Channel Estimation and Hybrid Precoding for Millimeter Wave Cellular Systems, vol. 8, no. 5, pp. 831–846, Oct. 2014.
- [2] A. Ghosh et al., “Millimeter wave enhanced local area systems: A high data rate approach for future wireless networks,” IEEE J. Sel. Areas Commun., vol. 32, no. 6, pp. 1152–1163, Jun. 2014.
- [3] Bolcskei Helmut, Gesbert David and Paulraj Arogyaswami J (2002), “On the Capacity of OFDM-Based Spatial Multiplexing Systems” IEEE Transactions on communications, Vol. 50, No. 2.
- [4] Brian L. Hughes, by, Differential Space–Time Modulation, Space–time coding and modulation exploit the presence of multiple transmit antennas. Vol. 7, NO. 7, NOVEMBER, IEEE, 2000.
- [5] D. Gesbert, M.Shafi, D. Shiu, P. Smith, and A. Naguib, “From Theory to Practice: An Overview of MIMO Space–Time Coded Wireless Systems” IEEE journal on selected areas in communications, vol. 21, no. 3, april 2006
- [6] Daniel W. Bliss, Keith W. Forsythe, and Amanda M. C “MIMO Wireless Communication “, Lincoln Laboratory Journal , Vol.15, No.1, 2005.